

# Carriageways

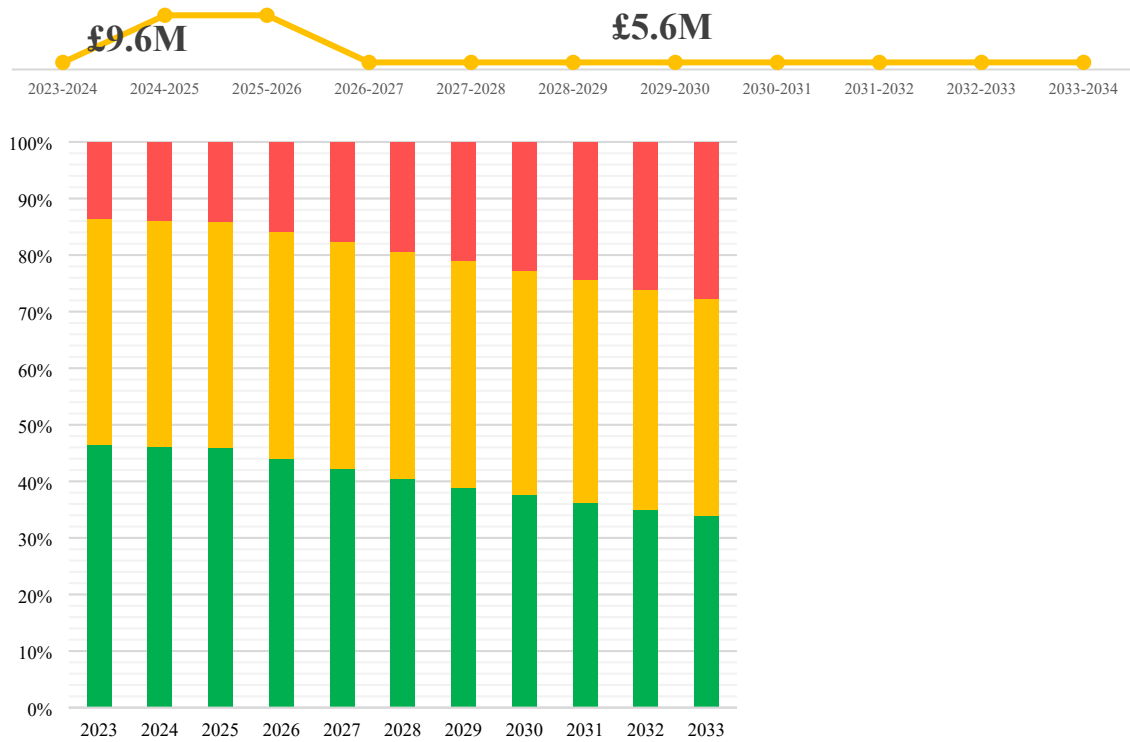
## Scenario 0: Current Funding



**Backlog** **£82M** **↑£45M**

Classification	Red Condition			
<b>Principal</b>	<b>29km</b>	<b>+18km</b>	<b>29%</b>	<b>+18%</b>
<b>Unclassified</b>	<b>180km</b>	<b>+97km</b>	<b>30%</b>	<b>+16%</b>

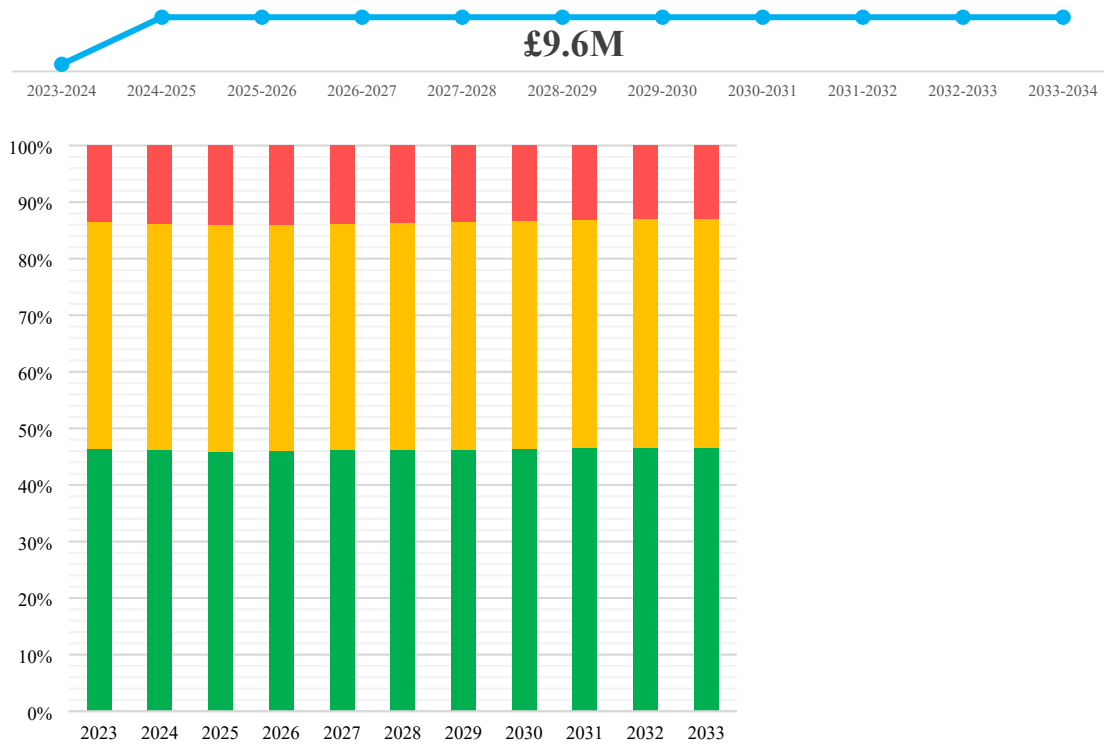
## Scenario 1: Return to Current



**Backlog** £75M ↑£38M

Classification	Red Condition			
<b>Principal</b>	<u>23km</u>	<u>+12km</u>	<u>22%</u>	<u>+11%</u>
<b>Unclassified</b>	<u>169km</u>	<u>+86km</u>	<u>29%</u>	<u>+15%</u>

## Scenario 2: Sustained Increase



**Backlog** **£34M** ↓ **£3M**

Classification	Red Condition			
<b>Principal</b>	<b>7km</b>	<b>-4km</b>	<b>7%</b>	<b>-4%</b>
<b>Unclassified</b>	<b>83km</b>	<b>+0km</b>	<b>14%</b>	<b>+0%</b>

### Scenario 3: Steady State Plus



**Backlog** £25M ↓ £12M

Classification	Red Condition			
<b>Principal</b>	<u>6km</u>	<u>-5km</u>	<u>6%</u>	<u>-5%</u>
<b>Unclassified</b>	<u>60km</u>	<u>-23km</u>	<u>10%</u>	<u>-4%</u>

# Footways

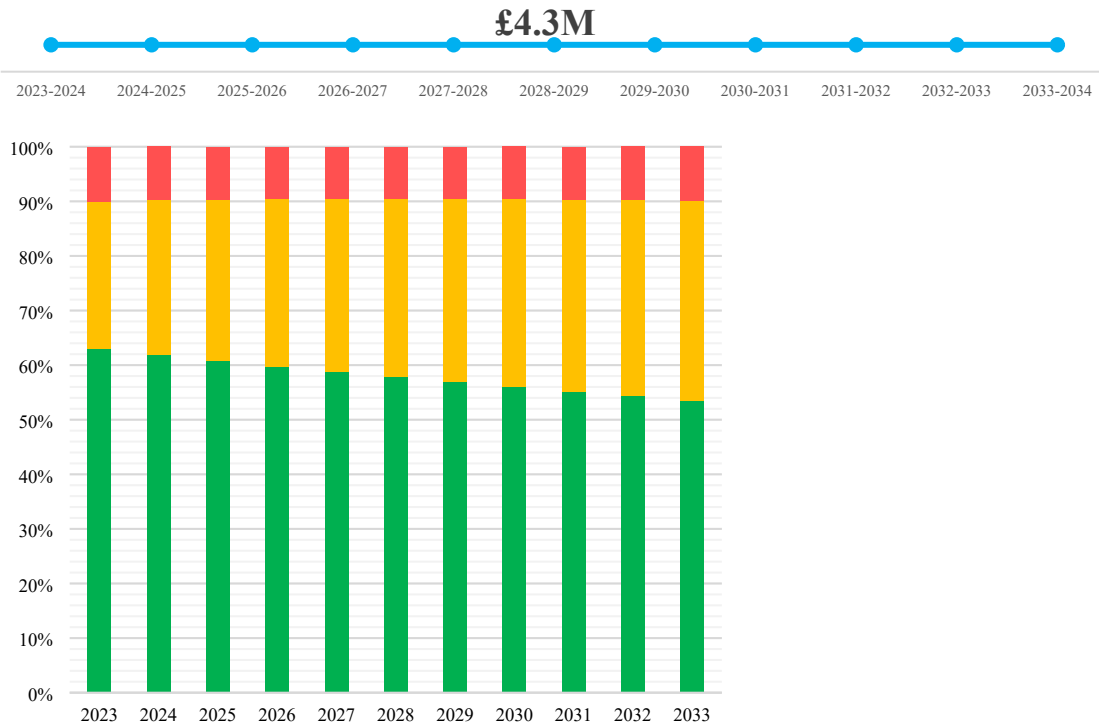
## Scenario 0: Current Funding



**Backlog** **£34M** **↑£7M**

Classification	Red Condition			
<b>Red</b>	<b>203km</b>	<b>+44km</b>	<b>13%</b>	<b>+3%</b>
<b>Red &amp; Amber</b>	<b>780km</b>	<b>+191km</b>	<b>49%</b>	<b>+12%</b>

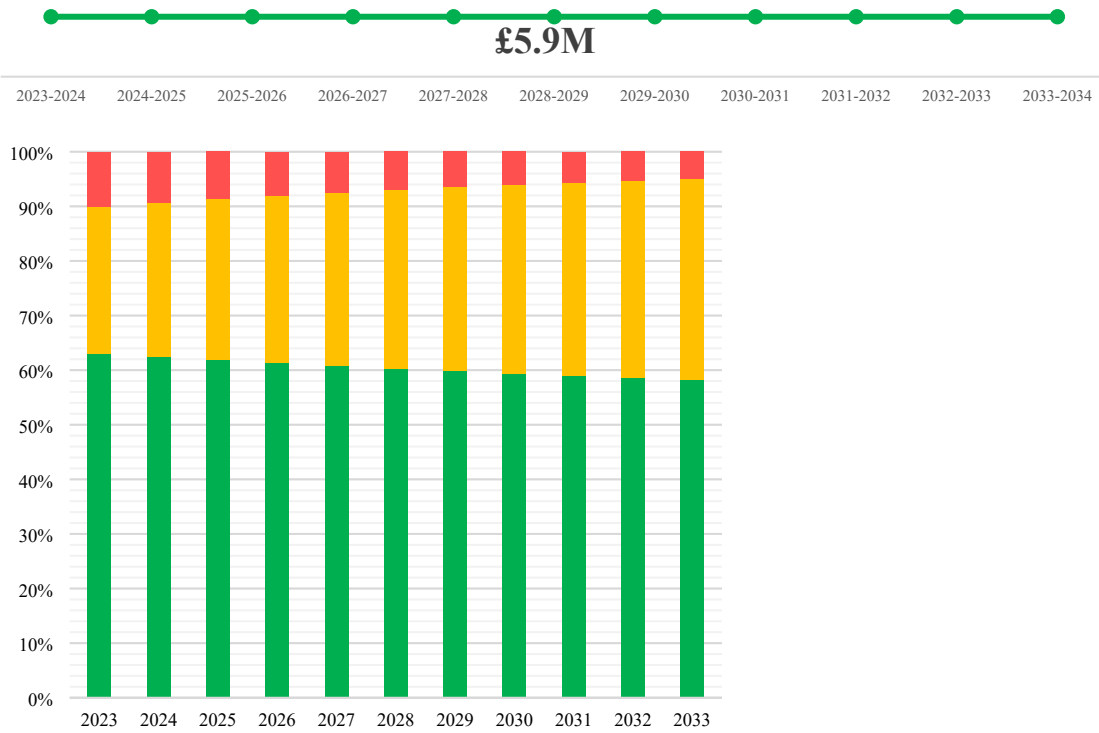
## Scenario 1: Sustained Increase



**Backlog** **£27M** **±£0M**

Classification	Red Condition			
<b>Red</b>	<b>159km</b>	<b>+0km</b>	<b>10%</b>	<b>+0%</b>
<b>Red &amp; Amber</b>	<b>739km</b>	<b>+150km</b>	<b>46%</b>	<b>+9%</b>

## Scenario 2: Steady State Plus



**Backlog** £14M ↓ £13M

Classification	Red Condition			
<b>Red</b>	<u>80km</u>	<u>-79km</u>	<u>5%</u>	<u>-5%</u>
<b>Red &amp; Amber</b>	<u>665km</u>	<u>+76km</u>	<u>42%</u>	<u>+5%</u>